

JOIN THE SAP SAC CLOUD MOVEMENT

SAP Analytics Cloud – Project System Financial Planning & Forecasting Models to support FPA Process



SAP

+



Vinny Venugopal, Product Development Manager

vinayak@platinumdb.com

March 4, 2022



SAP Services & Solutions Provider

PLATINUMDB
=CONSULTING=



Platinum DB Consulting Profile

Delivering high-quality services and solutions globally since 1999

- 100+ Fortune 500 clients - North America, Europe, Asia Pacific, and Latin America
- Business Services – Consulting/Assessment/Functional Implementation/Hosting
- Technology Services – Development/System Integration/Support
- Education and Training – Vendor Courses/Custom Knowledge Transfer
- Value Added Solutions – Industry/Application/Domain

Premier SAP Partner

- We run our business with SAP solutions
- Services, Solutions and Training Delivery Partner
- Advanced Innovation Center
- Certified EPPM, IBP, and SAC Solutions
- Certified consultants covering all EPPM disciplines

Thought Leader in Enterprise Project & Portfolio Management

- Laser focus on multi-vendor EPPM
- ASUG / SAPPHIRE Presenters and Sponsors
- Leadership role at PLM, CPM, PS, PPM, EAM, EPM, and ASUG/TA Cook events

Consulting

SAC Analytics

Certified Solutions

Assessments

Cloud/Hosting



Analytics Solution Accelerators & Consulting



At a glance

- Platinum DB's analytics accelerators provide industry standard cross functional Virtual Data Models (VDMs) and embedded analytics offerings in the areas of PLM, Project Systems, Finance and Controlling and S/4 HANA.
- Platinum DB brings forward two decades of cross functional expertise in providing pre-delivered reporting content that can be plugged in across various industry verticals.
- Platinum DB offers competitive accelerators that can be tailored to work with a HANA or non-HANA platforms.

Business Challenges

- *Do you have problems with:*
 - *Realization to real time reporting*
 - *VDM content Expertise (S/4, Suite on HANA, HANA Live content, CDS Views and ABAP platform independent Interfaces)*
 - *BW Integrated Planning and BPC Integration with VDMs*
 - *BW Architecture and Business Objects UX best practices*
 - *Expertise on Business Objects suite of Products (Crystal Reports, Web Intelligence, Lumira, Predictive Analytics, Analysis for Office products and SAP Analytics Cloud)*
 - *Setting up Fiori based Cockpits and Floorplans*

Business Benefits

- **Analytics Accelerators**
 - Reusable VDMs for green field or brown field SAP PLM/PPM/PS and S/4 implementations
 - Platform independent VDMs and Embedded Analytics framework
 - Real time reporting to achieve operational efficiencies



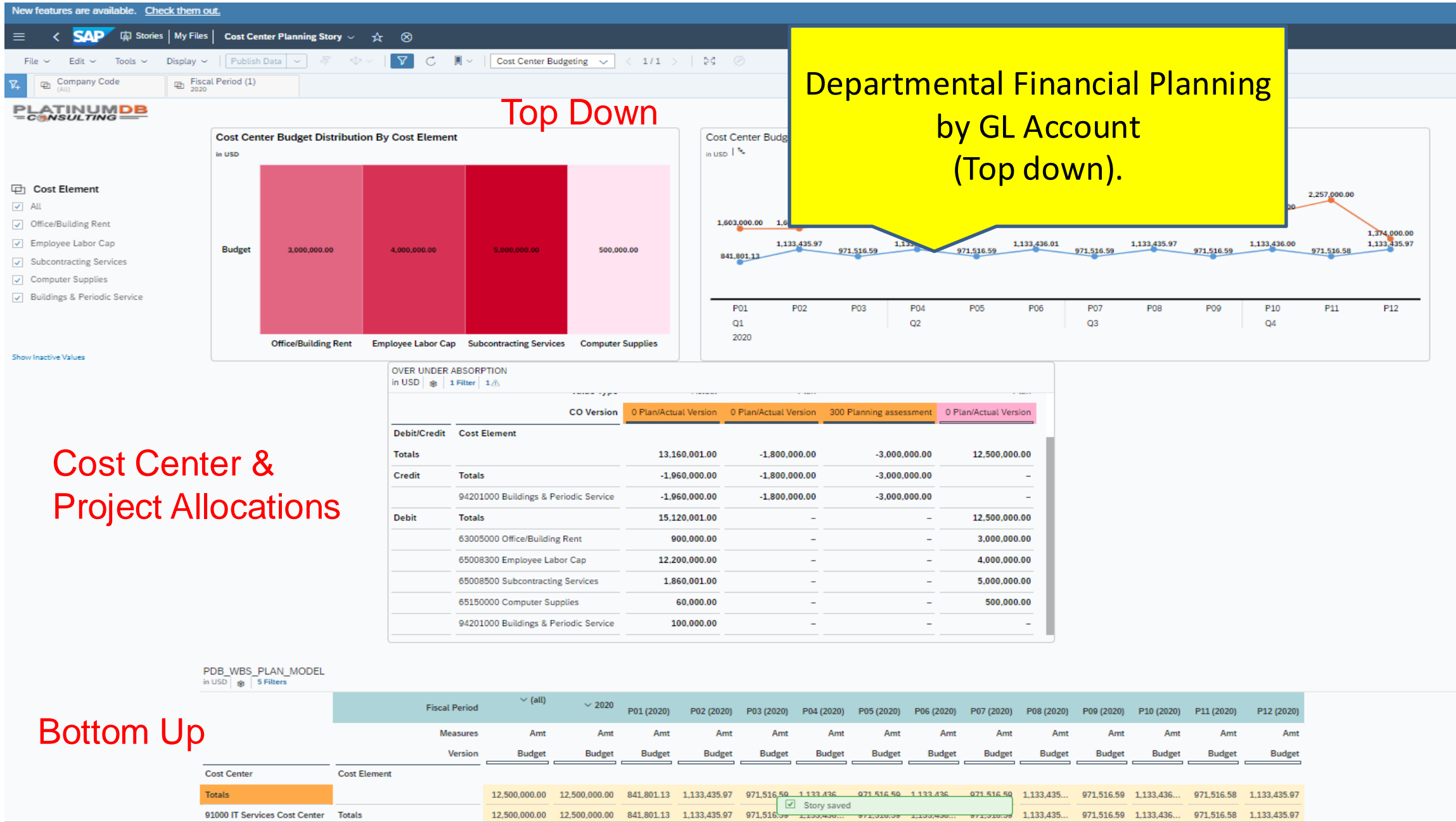


All demo slides have not been included in this presentation.
Contact us for a demo.
tderosa@platinumdb.com

Agenda

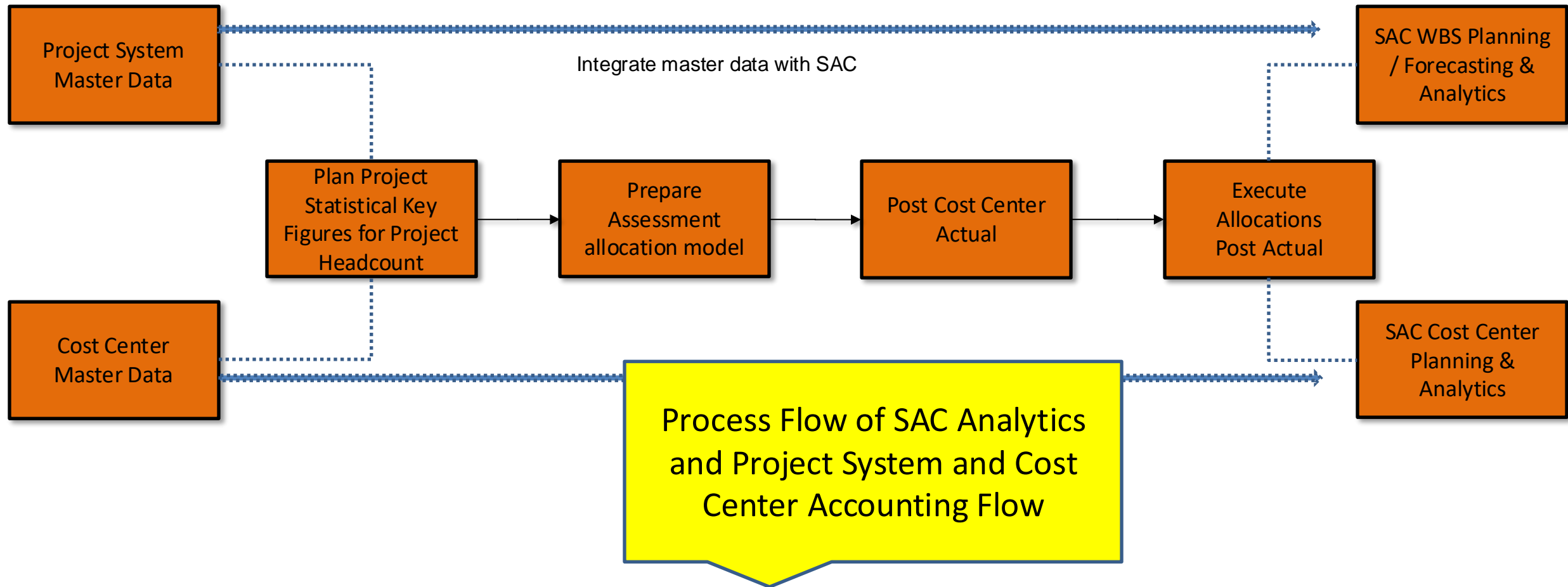
- Review High Level Steps
- Review Project Creation process and Key Plan Integration Settings
- Review process for integrating PS Projects to SAC
- Review Plan Allocation process and impact on PS and Cost Center Accounting
 - Cost Center Plan/Budgeting – Top Down planning in SAC
 - Cost Center Planned Allocations – Display Credits in SAC
- Review process for integrating planned assessment line items to SAC
- Review Project System planning estimating model
- Review Project System planning SAC Analytics
- Review process for integrating Actuals and demonstrate Plan versus Actual
- Review Actual Allocation process and impact on PS and Cost Center Accounting
- Review process for integrating actual assessment line items to SAC
- Review Project System forecasting model
- Review Project System plan, actual, and variance SAC Analytics

End Game.....Simple Solution for Integrated Project and Cost Center Planning

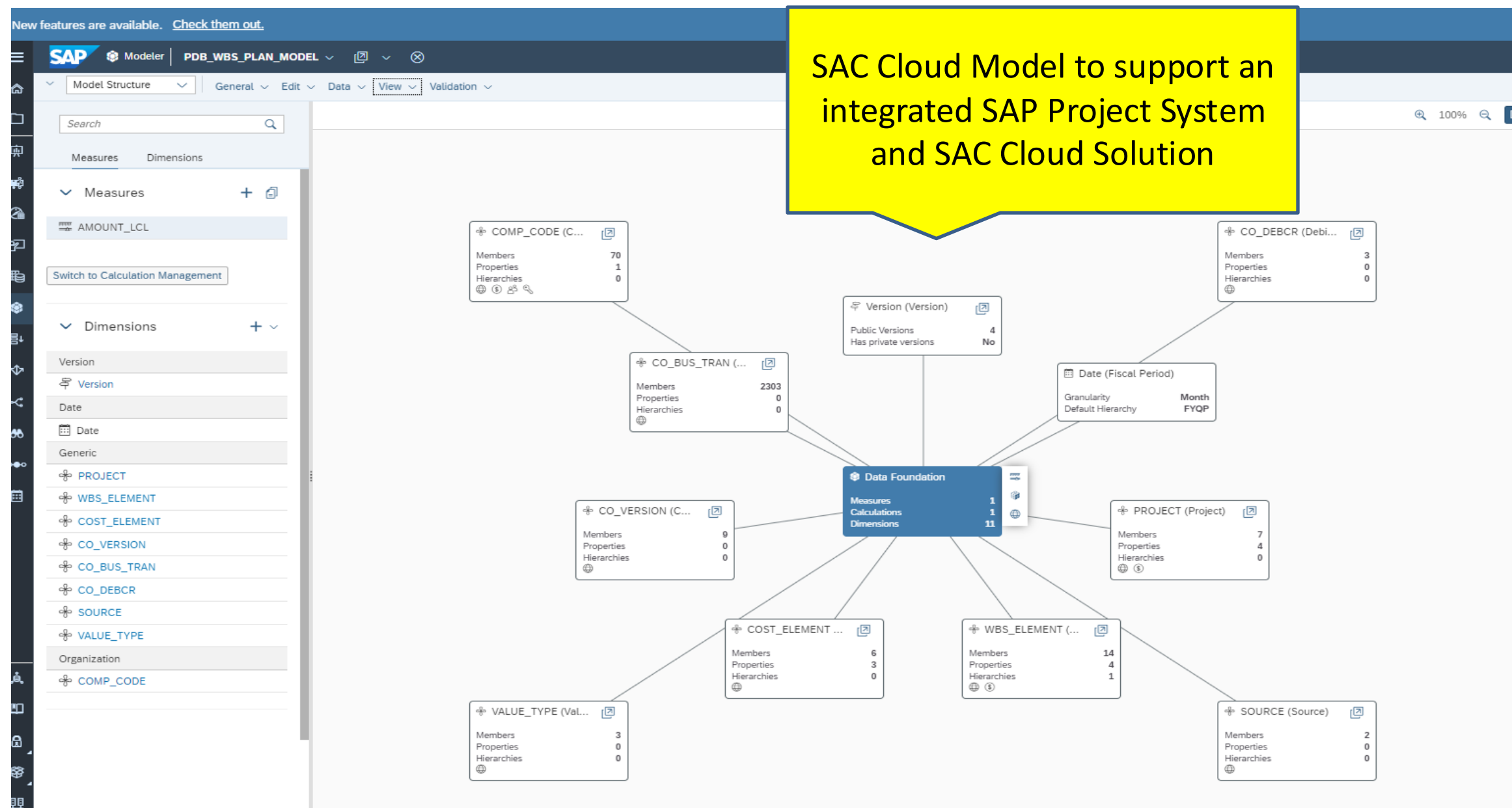




S4 and SAC Planned and Actual Assessment / Allocation Process



Review process for integrating PS Projects to SAC

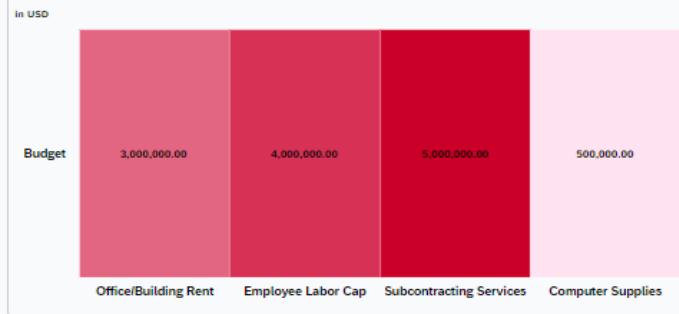


Plan Allocation Process: Cost center plan/budgeting-Top Down

Departmental Financial Planning
overhead allocations to Project
wbs elements. Supported in SAC
and native S4

Allocation result

Cost Center Budget Distribution By Cost Element



Cost Center Budget v



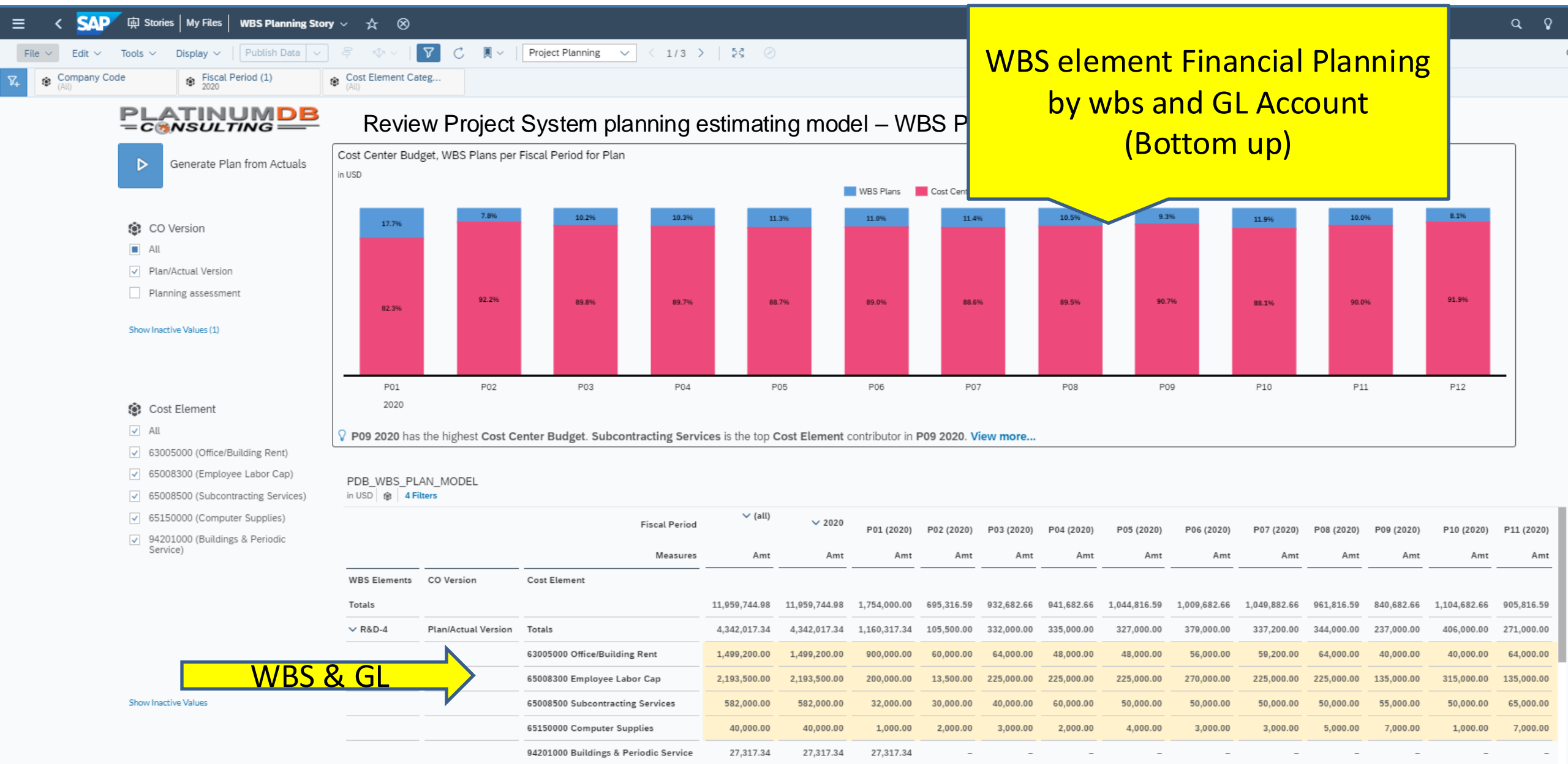
OVER UNDER ABSORPTION
in USD

| | | CO Version | 0 Plan/Actual Version | 0 Plan/Actual Version | 300 Planning assessment | 0 Plan/Actual Version |
|--------------|---------------------------------------|------------|-----------------------|-----------------------|-------------------------|-----------------------|
| Debit/Credit | Cost Element | | | | | |
| Totals | | | 13,160,001.00 | -1,800,000.00 | -3,000,000.00 | 12,500,000.00 |
| Credit | Totals | | -1,960,000.00 | -1,800,000.00 | -3,000,000.00 | - |
| | 94201000 Buildings & Periodic Service | | -1,960,000.00 | -1,800,000.00 | -3,000,000.00 | - |
| Debit | Totals | | 15,120,001.00 | - | - | 12,500,000.00 |
| | 63005000 Office/Building Rent | | 900,000.00 | - | - | 3,000,000.00 |
| | 65008300 Employee Labor Cap | | 12,200,000.00 | - | - | 4,000,000.00 |
| | 65008500 Subcontracting Services | | 1,860,001.00 | - | - | 5,000,000.00 |
| | 65150000 Computer Supplies | | 60,000.00 | - | - | 500,000.00 |
| | 94201000 Buildings & Periodic Service | | 100,000.00 | - | - | - |

PDB_WBS_PLAN_MODEL
in USD

| | | Fiscal Period | | | | | | | | | | | | | |
|-------------------------------|--------------|---------------|---------------|------------|--------------|------------|--------------|------------|--------------|------------|--------------|------------|--------------|------------|--------------|
| | | (all) | 2020 | P01 (2020) | P02 (2020) | P03 (2020) | P04 (2020) | P05 (2020) | P06 (2020) | P07 (2020) | P08 (2020) | P09 (2020) | P10 (2020) | P11 (2020) | P12 (2020) |
| | Measures | Amt | Amt | Amt | Amt | Amt | Amt | Amt | Amt | Amt | Amt | Amt | Amt | Amt | Amt |
| | Version | Budget | Budget | Budget | Budget | Budget | Budget | Budget | Budget | Budget | Budget | Budget | Budget | Budget | Budget |
| Cost Center | Cost Element | | | | | | | | | | | | | | |
| Totals | | 12,500,000.00 | 12,500,000.00 | 841,801.13 | 1,133,435.97 | 971,516.59 | 1,133,436.01 | 971,516.59 | 1,133,436.01 | 971,516.59 | 1,133,435.97 | 971,516.59 | 1,133,436.00 | 971,516.58 | 1,133,435.97 |
| 91000 IT Services Cost Center | Totals | 12,500,000.00 | 12,500,000.00 | 841,801.13 | 1,133,435.97 | 971,516.59 | 1,133,436.01 | 971,516.59 | 1,133,436.01 | 971,516.59 | 1,133,435.97 | 971,516.59 | 1,133,436.00 | 971,516.58 | 1,133,435.97 |

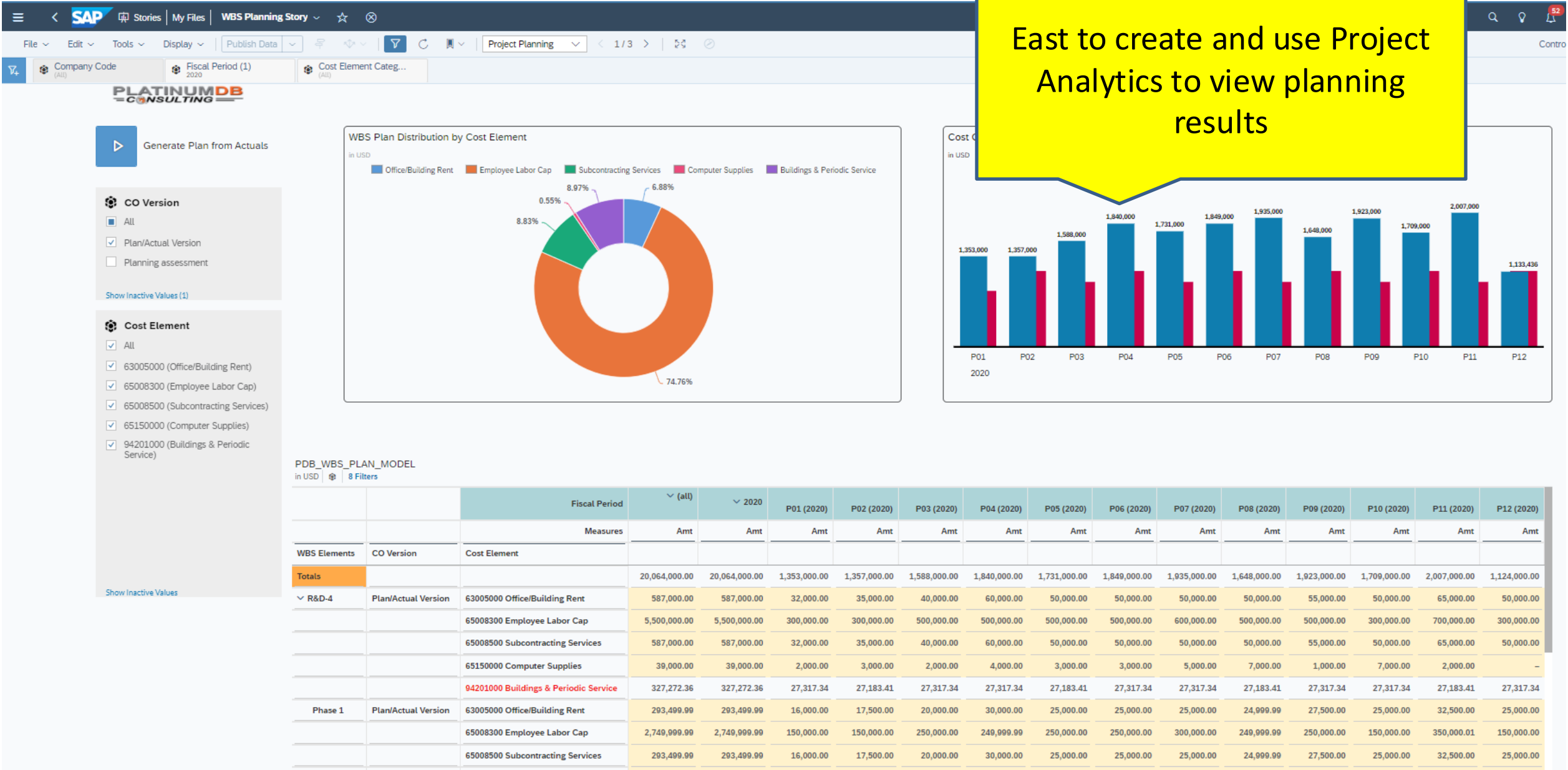
Review Project System planning estimating model – WBS Planning By Cost Element – Bottom up



WBS & GL

Review Project System Planning SAC Analytics

Fast to create and use Project Analytics to view planning results



Review Project System forecasting model

Flexible WBS element forecasting models to meet your needs. No SAP PPM or CPM required.

New features are available. [Check them out.](#)

SAP

Stories | My Files | Currency_Translation

File | Edit | Tools | Display

Forecast Model

Rolling Forecast

Cost Element Categ... (All)

Fiscal Period (2) 2020, 2021

PLATINUMDB CONSULTING

ROLLING FORECAST

fx Fiscal Period CutOff

P04 (Q2/2020)

P05 (Q2/2020)

P06 (Q2/2020)

P07 (Q3/2020)

P08 (Q3/2020)

fx Look Ahead Version

Actual

Budget

Plan

Show Inactive Values (2)

Cost Element

☒ All

☒ Office/Building Rent

☒ Employee Labor Cap

☒ Subcontracting Services

☒ Computer Supplies

☒ Buildings & Periodic Service

Rolling Forecast Layout

in USD

1 Filter

Hidden

1

| | Version | Actual | Plan | | | | | | | | | | | | |
|------------------------------|---------------|--------------|--------------|--------------|--------------|--------------|--------------|--------------|--------------|--------------|--------------|--------------|--------------|------------|------------|
| | Fiscal Period | P01 (2020) | P02 (2020) | P03 (2020) | P04 (2020) | P05 (2020) | P06 (2020) | P07 (2020) | P08 (2020) | P09 (2020) | P10 (2020) | P11 (2020) | P12 (2020) | P01 (2021) | P02 (2021) |
| Measures | Amt | Amt | Amt | Amt | Amt | Amt | Amt | Amt | Amt | Amt | Amt | Amt | Amt | Amt | Amt |
| Cost Element | | | | | | | | | | | | | | | |
| | | 1,800,000.00 | 1,691,000.00 | 1,944,000.00 | 2,013,000.00 | 2,287,000.00 | 2,499,000.00 | 2,585,000.00 | 2,298,000.00 | 2,573,000.00 | 2,359,000.00 | 2,657,000.00 | 1,774,000.00 | - | - |
| Office/Building Rent | | 30,000.00 | 30,000.00 | 40,000.00 | 30,000.00 | 30,000.00 | 50,000.00 | 50,000.00 | 50,000.00 | 55,000.00 | 50,000.00 | 65,000.00 | 50,000.00 | - | - |
| Employee Labor Cap | | 300,000.00 | 300,000.00 | 500,000.00 | 500,000.00 | 500,000.00 | 500,000.00 | 600,000.00 | 500,000.00 | 500,000.00 | 300,000.00 | 700,000.00 | 300,000.00 | - | - |
| Subcontracting Services | | 32,000.00 | 35,000.00 | 40,000.00 | 60,000.00 | 50,000.00 | 50,000.00 | 50,000.00 | 50,000.00 | 55,000.00 | 50,000.00 | 65,000.00 | 50,000.00 | - | - |
| Computer Supplies | | 1,000.00 | 2,000.00 | 3,000.00 | 2,000.00 | 4,000.00 | 3,000.00 | 5,000.00 | 7,000.00 | 1,000.00 | 7,000.00 | 2,000.00 | - | - | - |
| Buildings & Periodic Service | | 109,269.36 | 88,799.13 | 91,968.38 | 101,074.16 | 95,141.93 | 145,692.48 | 145,692.48 | 144,978.18 | 145,692.48 | 145,692.48 | 144,978.18 | 145,692.48 | - | - |
| Office/Building Rent | | 30,000.00 | 30,000.00 | 40,000.00 | 30,000.00 | 30,000.00 | 35,000.00 | 37,000.00 | 40,000.00 | 25,000.00 | 25,000.00 | 40,000.00 | 35,000.00 | - | - |
| Employee Labor Cap | | 400,000.00 | 400,000.00 | 400,000.00 | 400,000.00 | 500,000.00 | 400,000.00 | 500,000.00 | 400,000.00 | 400,000.00 | 500,000.00 | 400,000.00 | 400,000.00 | - | - |
| Subcontracting Services | | 40,000.00 | 35,000.00 | 35,000.00 | 50,000.00 | 60,000.00 | 70,000.00 | 50,000.00 | 50,000.00 | 55,000.00 | 50,000.00 | 65,000.00 | 50,000.00 | - | - |
| Computer Supplies | | 1,000.00 | 2,000.00 | 3,000.00 | 4,000.00 | 5,000.00 | 3,000.00 | 3,000.00 | 5,000.00 | 1,000.00 | 1,000.00 | 7,000.00 | 3,000.00 | - | - |
| Buildings & Periodic Service | | 272,846.24 | 222,532.75 | 229,645.58 | 252,382.77 | 238,427.95 | 363,794.98 | 363,794.98 | 363,318.78 | 363,794.98 | 363,794.98 | 363,318.78 | 363,794.98 | - | - |
| Office/Building Rent | | 30,000.00 | 30,000.00 | 40,000.00 | 30,000.00 | 30,000.00 | 35,000.00 | 37,000.00 | 40,000.00 | 25,000.00 | 25,000.00 | 40,000.00 | 35,000.00 | - | - |



**SAC solutions with a quick turn
around time**

Out of the box PDB Accelerators

- **Pre-Delivered S/4 and HANA backend data models and APIs to support SAC model integrations with S4**
- **SAC Data model and Public Dimensions with sample dataset**
- **Planning Input Stories**
- **Data Actions to support planning scenarios such as Allocations and Versioning within Pre-delivered data model**
- **Reporting Stories with Calculations**
- **Commercial Project Management and Project and Portfolio Management SAC solutions also available.**