

What You Need to Know about Group Reporting in S4 HANA

Orpheus Birch, S4 Finance/Group Reporting Architect
ERP Fixers

SAPinsider
Las Vegas

2023

SAPinsider

Overview






In This Session

- ☐ Understand Fundamental Data Model and Master Data Concepts
- ☐ Understand Data Flow for plan and actual data into Group Reporting
- ☐ Understand the consolidated process for SAP S/4HANA and How to Integrate ICMR (Intercompany Matching and Reconciliation) in consolidation close
- ☐ Consolidating multiple legal consolidation groups
- ☐ How to implement Matrix consolidation
- ☐ Suggested Key Design Decisions to Consider when Implementing Group Reporting

What We'll Cover

- What is Group Reporting?
- Fundamental Concepts and Data Model
- Data Flow
- Consolidation Process
- Consolidating Multiple Legal Consolidation Groups
- Matrix Consolidation
- Key Design Decisions and Lessons learned
- Wrap-Up

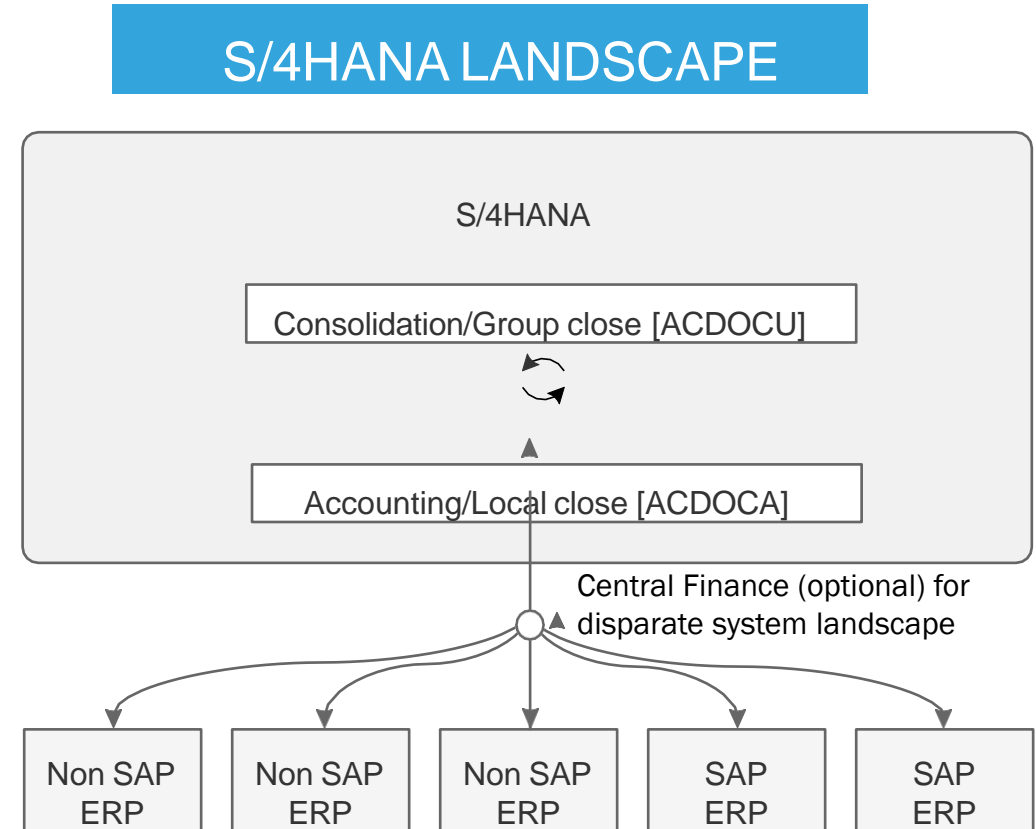


Group Reporting Overview



What is Group Reporting ?

- SAP S/4HANA for group reporting unifies local company close and group consolidation close processes on a single system, providing end-to-end transparency from accounting documents to consolidated financial statements.
- This unification in a single system allows for continuous accounting, fast analysis, better decision-making, and an accelerated consolidation close process.



Fundamental Concepts Data Model and Master Data

Group Reporting Data model

Global parameters / reporting event

- Version, CoA, year, period

Documents

- Posting level, document types
- Document number, ...
- Local currency, group currency, transaction currency, quantity

Consolidation organizational objects

- Consolidation group (representing the legal group)
- Consolidation units (companies)
- Partner unit

FS item/ consolidation characteristics

- FS items
- Subitems / subitem category

Additional characteristics

- Unified accounting & consolidation master data on objects such as GL account, profit center, cost center, profitability accounting objects, etc.
- Hierarchies

“Virtual” characteristics, i.e. calculated at report run time

- Reporting items
- Elimination dimensions for cons units / segment / PC

Master data content

FS items

- Chart of Accounts
- Functions controlled through attributes

Subitems- transaction types

- All B/S accounts
- Integration with accounting consolidation transaction type

Subitems - functional areas

- All P&L accounts for I/S by functional area (Cost of Sales)
- Integration with accounting functional area

Cons Units, Partner Units, Cons Groups

- Sample set for testing, demo and customer evaluation
- Set of companies that exist in accounting + some for flexible upload

Additional characteristics

- Sample master data

Reporting items

- Master data for I/S by functional area, Cash Flow, Statement of changes in Equity, etc.

Fundamental Concepts– Data Monitor Functions

- The data monitor is used to execute the activities (tasks) for collecting and preparing the financial data reported for local company or consolidation units.
- SAP Best Practice content delivers predefined tasks and available for use.
- Document types are assigned to automatic and manual journals, data from ACDOCA, and flat file upload enabling auditability and traceability

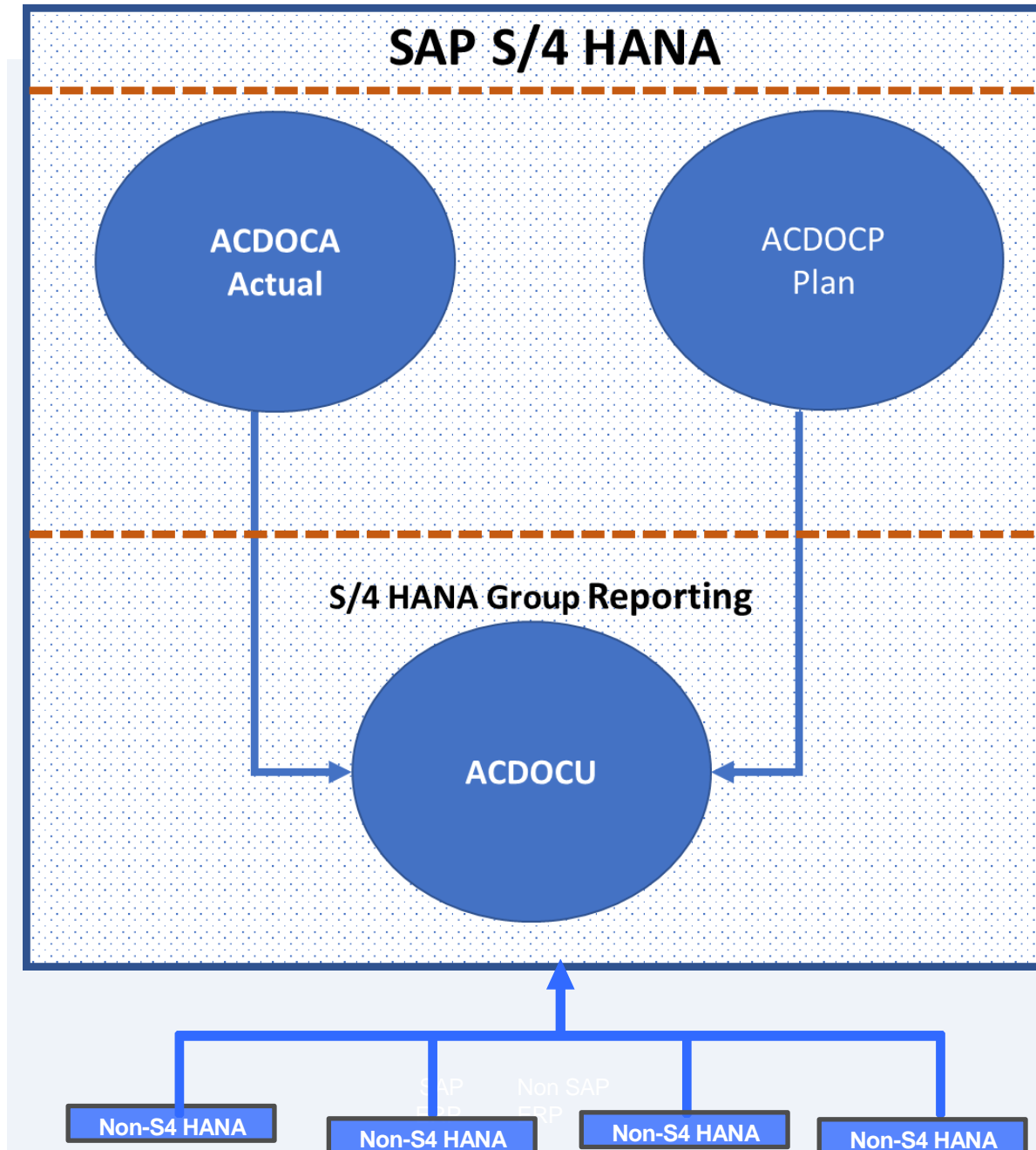
Task ID	Description	Specific Document Types
1010	Balance Carryforward	-
1015	Release Universal Journals	0F
1020	Data Collection	00, 01, 02
1050	Validation of Universal Journals	-
1030	Calculate Net Income	-
1080	Reported Data Validation	-
1095	Manual Posting (PL10)	11, 12, 13, 14, 16, 17, 18, 19
1100	Currency Translation	-
1130	Preparation for Consolidation Group Changes	0Z, 1Z
1180	Standardized Data Validation	-

Data Flow and Consolidation Process



Data Flow

- ACDOCA table is based on Universal Journal line items with actual data. It contains all financial fields from other modules in SAP such as material and WBS Element.
- ACDOCP table stores planning data and has the same structure as ACDOCA
- ACDOCU table stores all consolidation information and forms the basis for consolidated data for actual and plan values originating from ACDOCA and ACDOCP
- ACDOCU provide “one version of truth” for both ACDOCA and ACDOCP
- For SAP S4 HANA Company codes:
 - ACDOCA (Universal Journal) stores actual data.
 - ACDOCP table in S4 HANA stores plan data
 - During consolidation data flows to ACDOCU (consolidation) table
- For Non-S4 HANA Company codes:
 - Data is loaded via direct file upload or API interface to ACDOCU
- Drill through capabilities from ACDOCU to source system only possible for S/4 HANA Company codes, but not for Non-S4 Company codes



Consolidation Process



Consolidation Process

- Highly integrated with S/4HANA local close
- Continuous accounting and real-time update
- Real time reporting and analytics

Prepare

- Set Global Parameters
- Update Master (optional)
- Update Foreign Exchange Rate
- Intercompany Matching and Reconciliation

Collect

Data Monitor Tasks

- Release Universal Journal (ACDOCA to ACDOCU)
- Validate Universal Journal
- Group Reporting Data Collection (GRDC)
- Flexible Upload
- Post Retained Earnings
- Validate Reported Data
- Manual Journal Entries
- Automatic Reclassification
- Currency Translation
- Validate Standardized Data

Consolidate

Consolidation Monitor Tasks

- Automatic Inter-Unit Elimination
- Automatic Elimination of Investment/Equity

Analyze

- SAP Fiori Embedded Analytics
- SAC Analytics
- Analysis for Office

Consolidation Process - Intercompany Matching and Reconciliation (ICMR)

High Level Process Steps

Collect Data

- Reads data real-time from accounting (ACDOCA) and consolidation journals (ACDOCU)
- Reads external data as well

Match Documents

- Matching performed based on trading partners and configuration rules

Solve Discrepancies

- Transparency for reasons and solution for solving data discrepancy

Check Reconciliation Balances

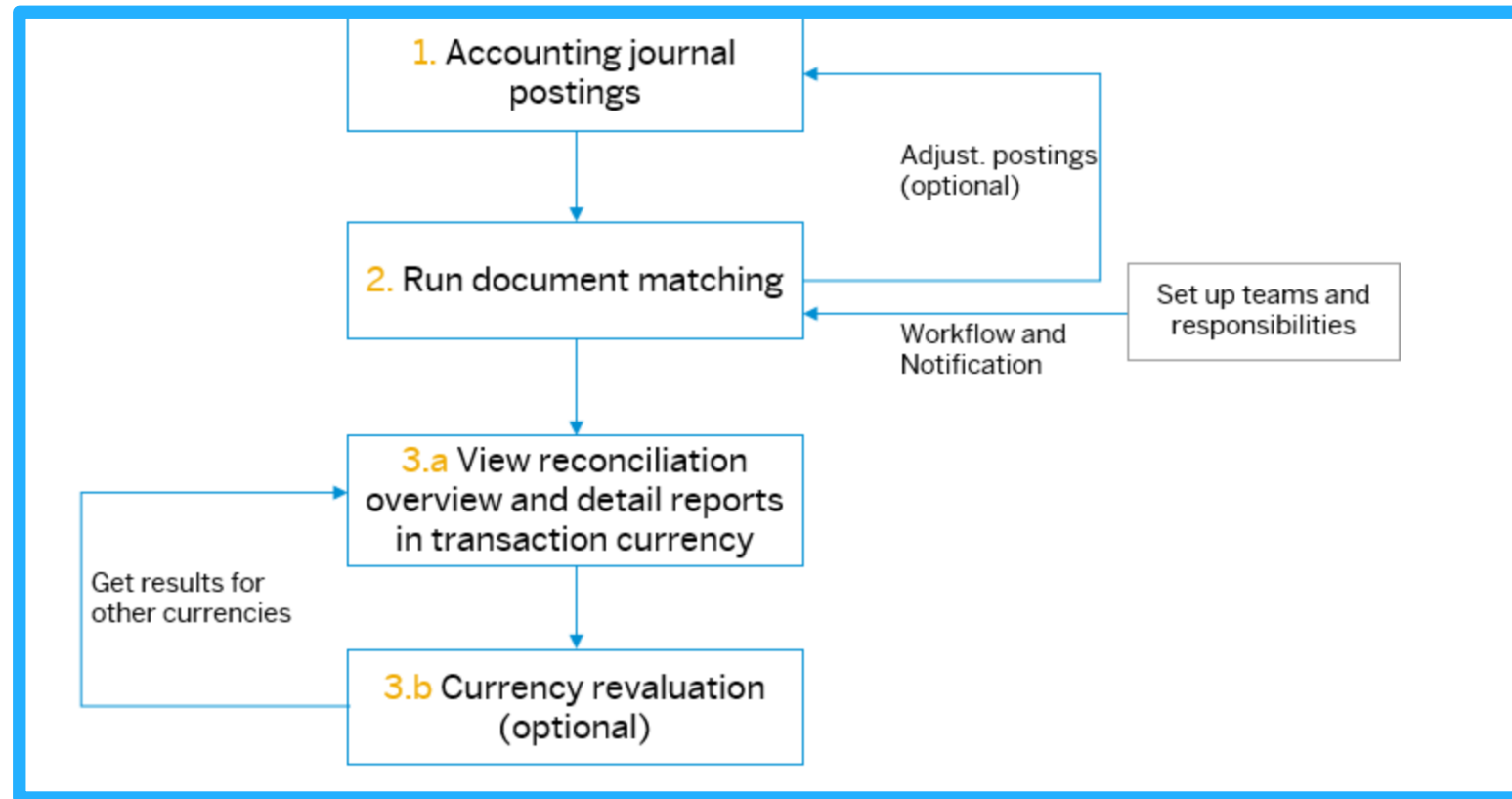
- Multi-dimensional reporting
- Fiori Reports
- Analysis for Office

Consolidation Process – Intercompany Matching and Reconciliation(ICMR)

Process steps on how ICMR is integrated in local individual close:

1. Transaction data of companies is posted into accounting journals
2. Execute document matching for the collected data. If discrepancies are identified, adjustment postings can be initiated automatically or via workflow.
3. View reconciliation results in transaction currency (TC) or view the reconciliation results in other currencies (GC) after the currency revaluation process.

Process Diagram



Credit Image: [Help.SAP.com](https://help.sap.com)

Consolidation Process – Intercompany Matching and Reconciliation(ICMR)

Reconciliation Status Overview

<

SAP

Reconciliation Status Overview

🔍

🔄

👤

Standard*

🔗

Hide Filter Bar

Filters (2)

Go

Reconciliation Case*: ZMQMR (Matrix Reco...

Profit Center (Hierarchy Node):

Company (Hierarchy Node):

Company:

Profit Center: PC02 x 1 More

Fiscal Year Period*: 012 2019

^

✖

List View (65)

Switch View

⌵

⌶

📄

Profit Center / Company	Description	Matching Status	Reconciliation Balance Status	Reconciliation Close Status	Data Cutoff Time	New Posting	
PC02/C1000	test / Tool Company C1...	All Matched	<div></div>	Partially Open	25.06.2020, 11:40:56	Not Detected	>
PC02/C2000	test / Tool Company C2...	Not Assigned (3)	<div></div>	Initial	26.12.2019, 15:58:20	Not Detected	>
PC01/C1000	Profit Center1 / Tool Co...	Not Assigned (16)	<div></div>	Partially Open	26.12.2019, 15:58:20	Not Detected	>
PC01/C2000	Profit Center1 / Tool Co...	Not Assigned (1)	<div></div>	All Closed	26.12.2019, 15:58:20	Not Detected	>
PC01/F00010	PC01 / Wind Turbines In...	Initial	<div></div>	Initial		Not Detected	>
PC01/CN01	PC01 / Consolidation C...	Initial	<div></div>	Initial		Not Detected	>
PC02/V001	PC02 / V001 Inc. Europe	Initial	<div></div>	Initial		Not Detected	>
PC02/VK	PC02 / VKL Inc. Europe	Initial	<div></div>	Initial		Not Detected	>
PC02/F00001	PC02 / Tools Inc. Europe	Initial	<div></div>	Initial		Detected	>
PC02/F00101	PC02 / Tools Germany	Initial	<div></div>	Initial		Not Detected	>
PC02/X-2200	PC02 / Andreas Reccius	Initial	<div></div>	Initial		Not Detected	>
PC02/SRT1	PC02 / Tools Inc. Europe	Initial	<div></div>	Initial		Not Detected	>
PC02/F00002	PC02 / Tools Inc. US	Initial	<div></div>	Initial		Not Detected	>
PC02/F00010	PC02 / Wind Turbines In...	Initial	<div></div>	Initial		Not Detected	>

Consolidation Process – Intercompany Matching and Reconciliation(ICMR)

Reconciliation Balances

<

SAP

Reconciliation Balances ▾

🔍

?

🔔

👤

Standard* ▾

Hide Filter Bar

Filters (9)

Go

Reconciliation Case*: ZSC01 (Consolidatio... ▾

Display Group: 1 Item ▾

Consolidation Unit: S3008 x 5 More

Partner Unit: S3006 x 4 More

Fiscal Year*: 2019

Posting Period*: 012

Ledger*: Y1

Consolidation Version*: Y10

Consolidation COA*: Y1

Standard

Netting

Amount in Group Currency ▾

Cons. Unit	Partner Unit	Display Group	Currency	Up to Last Matching (YTD)			Up to Now (YTD)			
				Leading Unit Amount	Partner Unit Amount	Difference	Leading Unit Amount	Partner Unit Amount	Difference	
S3000	S3002	All IC Accounts AR/AP...	EUR	0.00 EUR	0.00 EUR	0.00 EUR	1,800.00 EUR	-1,800.00 EUR	0.00 EUR	>
S3000	S3004	All IC Accounts AR/AP...	EUR	0.00 EUR	0.00 EUR	0.00 EUR	59,526.00 EUR	0.00 EUR	59,526.00 EUR	>
S3000	S3006	All IC Accounts AR/AP...	EUR	0.00 EUR	0.00 EUR	0.00 EUR	10,000.00 EUR	0.00 EUR	10,000.00 EUR	>
S3002	S3000	All IC Accounts AR/AP...	EUR	0.00 EUR	0.00 EUR	0.00 EUR	-600.00 EUR	600.00 EUR	0.00 EUR	>
S3004	S3000	All IC Accounts AR/AP...	EUR	0.00 EUR	0.00 EUR	0.00 EUR	0.00 EUR	-11,347.00 EUR	-11,347.00 EUR	>
S3005	S3000	All IC Accounts AR/AP...	EUR	0.00 EUR	0.00 EUR	0.00 EUR	40,000.00 EUR	0.00 EUR	40,000.00 EUR	>
S3005	S3002	All IC Accounts AR/AP...	EUR	0.00 EUR	0.00 EUR	0.00 EUR	20,000.00 EUR	0.00 EUR	20,000.00 EUR	>
S3006	S3000	All IC Accounts AR/AP...	EUR	0.00 EUR	0.00 EUR	0.00 EUR	0.00 EUR	0.00 EUR	0.00 EUR	>
S3006	S3005	All IC Accounts AR/AP...	EUR	0.00 EUR	0.00 EUR	0.00 EUR	0.00 EUR	40,000.00 EUR	40,000.00 EUR	>
EUR				0.00 EUR	0.00 EUR		130,726.00 EUR	18,453.00 EUR		

Credit Image: Help.SAP.com

Consolidation Process – Intercompany Matching and Reconciliation(ICMR)

Matching Documents

SAP

Display Matching Items - Unit View

5

ard *

liation Case ID: *

Display Group: *

Side of Display Group: *

Company: *

Trading Partner Company:

Fiscal Period: *

Fiscal Year: *

(GL Open Items)

1000 (AR -> AP)

Both Sides

C1000

011

2020

estamp:

Matching Document:

Assignment Number:

yyyy, HH:mm:ss

(Assigned)

Adapt Filters (7)

is (59)

Standard *

Assignment No.	Matching Doc.	Company	Trading Partner	Account No.	Amnt in Transaction Crncy	Proc. Status	Doc. No.	Line Item	Matching Rule	Fiscal Year Period	Reason Code	Reference C
100002269791	1000006060	C1000	C1011	1001002	2.413,00 CNY	20 (Assigned)	1000000821	5	1020 (Trasacti...	011.2020	Y10	REF10021!
100002269791	1000006060	C1000	C1011	1001002	8.146,00 CNY	20 (Assigned)	1000000821	6	1020 (Trasacti...	011.2020	Y10	REF10021!
100002269791	1000006060	C1000	C1011	1001002	6.912,00 CNY	20 (Assigned)	1000000821	7	1020 (Trasacti...	011.2020	Y10	REF10021!
100002269791	1000006060	C1000	C1011	1001002	6.842,00 CNY	20 (Assigned)	1000000821	8	1020 (Trasacti...	011.2020	Y10	REF10021!
100002269791	1000006071	C1011	C1000	2001002	-9.346,00 CNY	20 (Assigned)	1000000822	1	1020 (Trasacti...	011.2020	Y10	REF10021!
100002269791	1000006071	C1011	C1000	2001002	-9.346,00 CNY	20 (Assigned)	1000000822	2	1020 (Trasacti...	011.2020	Y10	REF10021!
100002269791	1000006071	C1011	C1000	2001002	-9.346,00 CNY	20 (Assigned)	1000000822	3	1020 (Trasacti...	011.2020	Y10	REF10021!
100002269791	1000006071	C1011	C1000	2001002	-9.346,00 CNY	20 (Assigned)	1000000822	4	1020 (Trasacti...	011.2020	Y10	REF10021!
100002269791	1000006071	C1011	C1000	2001002	-9.346,00 CNY	20 (Assigned)	1000000822	5	1020 (Trasacti...	011.2020	Y10	REF10021!
100002269791	1000006071	C1011	C1000	2001002	-9.346,00 CNY	20 (Assigned)	1000000822	6	1020 (Trasacti...	011.2020	Y10	REF10021!
100002269814	1000006060	C1000	C1005	1001002	9.407,00 CNY	20 (Assigned)	1000000009	1	1020 (Trasacti...	011.2020	Y10	REF10000:
100002269814	1000006060	C1000	C1005	1001002	2.944,00 CNY	20 (Assigned)	1000000009	2	1020 (Trasacti...	011.2020	Y10	REF10000:
100002269814	1000006060	C1000	C1005	1001002	5.982,00 CNY	20 (Assigned)	1000000009	3	1020 (Trasacti...	011.2020	Y10	REF10000:
100002269814	1000006060	C1000	C1005	1001002	1.916,00 CNY	20 (Assigned)	1000000009	4	1020 (Trasacti...	011.2020	Y10	REF10000:
100002269814	1000006060	C1000	C1005	1001002	5.805,00 CNY	20 (Assigned)	1000000009	5	1020 (Trasacti...	011.2020	Y10	REF10000:
100002269814	1000006060	C1000	C1005	1001002	8.743,00 CNY	20 (Assigned)	1000000009	6	1020 (Trasacti...	011.2020	Y10	REF10000:
100002269814	1000006060	C1000	C1005	1001002	7.137,00 CNY	20 (Assigned)	1000000009	7	1020 (Trasacti...	011.2020	Y10	REF10000:
100002269814	1000006060	C1000	C1005	1001002	6.683,00 CNY	20 (Assigned)	1000000009	8	1020 (Trasacti...	011.2020	Y10	REF10000:
100002269814	1000006060	C1000	C1005	1001002	1.335,00 CNY	20 (Assigned)	1000000009	9	1020 (Trasacti...	011.2020	Y10	REF10000:
					-110,00 CNY							

Credit Image: Help.SAP.com

Consolidation Process – Data Monitor

- The data monitor is geared towards local accountant in charge of data collection, releasing data from ACDOCA to ACDOCU, Intercompany Matching and Reconciliation (ICMR), currency translation, journal entries, validation of reported data before the executing Consolidation monitor tasks.
- The tasks can be executed successively online or can be scheduled in the background. Consider scheduling the tasks to save time and streamline consolidation process
- The best practice is to block Data Monitor tasks once completed to ensure accuracy of elimination entries during consolidation monitor processing

SAP

Data Monitor

Test

Update Run

Run Successive Tasks

Global Parameters

Block

Unblock

Expand

Collapse

Set Focus

Refresh

Hide Texts

Filter On

Consolidation Monitor

Symbol/Color Key

More

Find

Cons. COA: Y1

Version: OB1

Period: 1 / 2021

Hierarchy	Description	Overall ...	Bal.Cfwd	Rel Uni.J	Data ...	Val. Uni.J	Calc Net I	Val.Rep.D	Man...	CurrTrans.	Val.Std.D
Y1	Companies										
SG1000	SG1000										
C1000	Company 1000										
C2000	Company 2000										
C2100	Company 2100										
C2200	Company 2200										
C3000	Company 3000										
C3100	Company 3100										
C3110	Company 3110										
C3120	Company 3120										
C3200	Company 3200										
SG2000	SG2000										
SG3000	SG3000										
SG3100	SG3100										

Unblock

Last log

Test with original list

Start w. Selection

To schedule task
right mouse click
or use Fiori App

Consolidation Process – Data Monitor (Continued)

- Executing the consolidation monitor task is similar to data monitor
- The tasks can be executed successively online or can be scheduled in the background.
- Consider scheduling tasks to save time and streamline consolidation process.
- Blocked all tasks and close period upon successful completion

Consolidation Monitor

Test run Update Run Run Successive Tasks Global Parameters **Block** Unblock Subtree Unblock Cons Group Expand Collapse Set focus Refresh Hide Texts Filter Data Filter Find Print Exit

Cons. COA: Y1 Version: OB1 Period: 1 / 2021

Hierarchy	Description	Overall ...	IC EL.Sale	IPI	IC EL.IE	IC EL.DIV	IC EL.DS	Man....	Prep. CG	Cal. Grp...	Col	Man....	Vat.Conf...
Y1	Companies												
SG1000	SG1000												
SG2000	SG2000												
SG3000	SG3000												
SG3100	SG3100												

Unblock subtree
Last log
Test with original list
Start w. Selection

To schedule task, right mouse click or use Fiori App

Consolidation Process – Reporting and Analytical Options

■ Fiori Reports

- App Id F2847 Data Analysis - Reporting Logic (Design Studio)
- App Id F2848 Data Analysis (Design Studio)
- App Id F3800 Group Data Analysis (Design Studio)
- App Id F3801 Group Data Analysis - with Reporting Rules (Design Studio)
- App Id W0056 Data Analysis - Reporting Logic
- App Id W0135 Group Data Analysis
- App Id W0136 Group Data Analysis - Reporting Logic



Deprecated in GR Release 2021 & 2022

■ Microsoft Analysis for Office

- Front end tool for executing existing or custom CDS views in S4 HANA
- Real time access to the above Fiori Reports (analytical query only)
- More flexible and user friendly for executing reports than standard delivered Fiori Apps.
- Useful tool for self-service reports

■ SAC

- SAP cloud offering used for used for dashboards, analytics, and planning. It has pre-delivered business content for SAP Group Reporting but requires a separate license.

Consolidation Process – Reporting and Analytics Options (Continued)

- Custom Analytical Queries
 - Custom Analytical Queries app can be used to create new or modify existing queries. To view delivered queries, search for I_CONS or I_CSN and you will see a list of the queries.
 - You can edit query fields if you have authorizations.

Cash Flow Statement Indirect IFRS (C_CASHFLOWINDIRECTIFRS) You do not have authorization to edit this query.

General >>> **Field Selection** >>> Display >>> Filters

Available Fields (363)

Type	Label	Name	Selection
	Account Assignment	AccountAssignment	<input type="checkbox"/>
	Account Assgmt No.	AccountAssignmentNumber	<input type="checkbox"/>
	Object Type	AccountAssignmentType	<input type="checkbox"/>
	JE Created By	AccountingDocCreatedByUser	<input type="checkbox"/>
	Journal Entry	AccountingDocument	<input checked="" type="checkbox"/>
	Jrnl. Entry Category	AccountingDocumentCategory	<input checked="" type="checkbox"/>
	Posting View Item	AccountingDocumentItem	<input type="checkbox"/>

Selected Fields (58)

Type	Label	Name	Display	Filter	Remove
▼ Row					
	Depreciation of property, plant and equipment	OpgTngblAssetDeprAmtInCCrcy			
	Amortization of intangible assets	OpgIntngblAstAmtznAmtInCCrcy			

Multiple Level Consolidation Group Structure



Consolidating Multiple Legal Consolidation Groups

- Three steps to create flat consolidation group structure
 1. Use “Consolidation Group Create Change” App to create consolidation groups
 2. Use “Manage Group Structure Group View” App to create ownership structure for each consolidation group
 3. Relationship between Parent and legal entities are assigned (i.e. Consolidation Method, First Consolidation.)

Flat Consolidation Group Structure

SAP Manage Consolidation Group Structure - Group View

Standard*

Editing Status: All Consolidation Version: OB1 Consolidation Group: SG1000 Fiscal Year and Period: 001/2021 Go Adapt Filters (3)

Assignments of Units to Group (9)

<input type="checkbox"/>	Consolidation Unit	Consolidation Unit Desc...	Start of Assignment	End of Assign...	Period of First...	Year of First ...	Period of Di...	Year of Dive...	Consolidation...	Consolidation Method Description	
<input type="checkbox"/>	C1000	C1000	001/2021	999/9999	1	2021	999	9999	00	Parent (Direct Shares)	>
<input type="checkbox"/>	C2000	C2000	001/2021	999/9999	1	2021	999	9999	10	Purchase Meth. (Direct Shares)	>
<input type="checkbox"/>	C2100	C2100	001/2021	999/9999	1	2021	999	9999	10	Purchase Meth. (Direct Shares)	>
<input type="checkbox"/>	C2200	C2200	001/2021	999/9999	1	2021	999	9999	10	Purchase Meth. (Direct Shares)	>
<input type="checkbox"/>	C3000	C3000	001/2021	999/9999	1	2021	999	9999	10	Purchase Meth. (Direct Shares)	>
<input type="checkbox"/>	C3100	C3100	001/2021	999/9999	1	2021	999	9999	10	Purchase Meth. (Direct Shares)	>
<input type="checkbox"/>	C3110	C3110	001/2021	999/9999	1	2021	999	9999	10	Purchase Meth. (Direct Shares)	>
<input type="checkbox"/>	C3120	C3120	001/2021	999/9999	1	2021	999	9999	10	Purchase Meth. (Direct Shares)	>
<input type="checkbox"/>	C3200	C3200	001/2021	999/9999	1	2021	999	9999	10	Purchase Meth. (Direct Shares)	>

Consolidating Multiple Legal Consolidation Groups

- Four Separate Consolidation Groups in Data Monitor and Consolidation Monitor
- Data monitor tasks executed for consolidation unit in each group simultaneously

SAP Data Monitor

Test Update Run Run Successive Tasks Global Parameters Block Unblock Expand Collapse Set Focus Refresh Hide Texts Filter On Consolidation Monitor Symbol/Color Key More ▾

Cons. COA: Y1 Version: OB1 Period: 1 / 2021

Hierarchy	Description	Overall ...	Bal.Cfwd	Rel Uni.J	Data ...	Val. Uni.J	Calc Net I	Val.Rep.D	Man...	CurrTrans.	Val.Std.D
Y1	Companies										
SG1000	SG1000	▲	🔒	—	🔒	—	🔒	🔒	🔒	—	✓
C1000	Company 1000	▲	🔒	—	🔒	—	🔒	🔒	🔒	—	✓
C2000	Company 2000	▲	🔒	—	🔒	—	🔒	🔒	🔒	—	✓
C2100	Company 2100	▲	🔒	—	🔒	—	🔒	🔒	🔒	—	✓
C2200	Company 2200	▲	🔒	—	🔒	—	🔒	🔒	🔒	—	✓
C3000	Company 3000	▲	🔒	—	🔒	—	🔒	🔒	🔒	—	✓
C3100	Company 3100	▲	🔒	—	🔒	—	🔒	🔒	🔒	—	✓
C3110	Company 3110	▲	🔒	—	🔒	—	🔒	🔒	🔒	—	✓
C3120	Company 3120	▲	🔒	—	🔒	—	🔒	🔒	🔒	—	✓
C3200	Company 3200	▲	🔒	—	🔒	—	🔒	🔒	🔒	—	✓
SG2000	SG2000	▲	🔒	—	🔒	—	🔒	🔒	🔒	—	✓
C2000	Company 2000	▲	🔒	—	🔒	—	🔒	🔒	🔒	—	✓
C2100	Company 2100	▲	🔒	—	🔒	—	🔒	🔒	🔒	—	✓
C2200	Company 2200	▲	🔒	—	🔒	—	🔒	🔒	🔒	—	✓
SG3000	SG3000	▲	🔒	—	🔒	—	🔒	🔒	🔒	—	✓
C3000	Company 3000	▲	🔒	—	🔒	—	🔒	🔒	🔒	—	✓
C3100	Company 3100	▲	🔒	—	🔒	—	🔒	🔒	🔒	—	✓
C3110	Company 3110	▲	🔒	—	🔒	—	🔒	🔒	🔒	—	✓
C3120	Company 3120	▲	🔒	—	🔒	—	🔒	🔒	🔒	—	✓
C3200	Company 3200	▲	🔒	—	🔒	—	🔒	🔒	🔒	—	✓
SG3100	SG3100	▲	🔒	—	🔒	—	🔒	🔒	🔒	—	✓
C3100	Company 3100	▲	🔒	—	🔒	—	🔒	🔒	🔒	—	✓
C3110	Company 3110	▲	🔒	—	🔒	—	🔒	🔒	🔒	—	✓
C3120	Company 3120	▲	🔒	—	🔒	—	🔒	🔒	🔒	—	✓

Consolidating Multiple Legal Consolidation Groups (Continued)

- Four Separate consolidation groups in Consolidation Monitor

Four Separate Consolidation Groups

<

SAP

Consolidation Monitor

🔍

🔔

Test run Update Run Run Successive Tasks Global Parameters Block Unblock Subtree Unblock Cons Group Expand Collapse Set focus Refresh Hide Texts Filter On Data Monitor More ▾ Find 🔍 Print

Cons. COA: Y1 Version: OB1 Period: 1 / 2021

	Hierarchy	Description	Overall ...	IC EL.Sale	IPI	IC EL.IE	IC EL.DIV	IC EL.BS	Man...	Prep. CG	Cal. Grp...	Col	Man...	Val.Con...	
<input type="checkbox"/>	Y1	Companies													
<input type="checkbox"/>	SG1000	SG1000	▲	🔒	🔒	🔒	🔒	🔒	🔒	🔒	🔒	🔒	🔒	✓	
<input type="checkbox"/>	SG2000	SG2000	▲	🔒	🔒	🔒	🔒	🔒	🔒	🔒	🔒	🔒	🔒	✓	
<input type="checkbox"/>	SG3000	SG3000	▲	🔒	🔒	🔒	🔒	🔒	🔒	🔒	🔒	🔒	🔒	✓	
<input type="checkbox"/>	SG3100	SG3100	▲	🔒	🔒	🔒	🔒	🔒	🔒	🔒	🔒	🔒	🔒	✓	

Consolidating Multiple Legal Consolidation Groups

- Consolidation monitor task can be executed for each consolidation group separately or simultaneously
- To execute tasks simultaneously, select More->Tasks->Execute->All consolidation groups in consolidation monitor to execute tasks

Cons. COA: Y1 Version: 0B1 Period: 1 / 2021

Hierarchy	Description	Overall ...	IC EL.Sale	IPI	IC EL.IE	IC EL.DIV	IC EL.DIV
Y1	Companies						
SG1000	SG1000						
SG2000	SG2000						
SG3000	SG3000						
SG3100	SG3100						

Consolidation monitor: Display messages

Typ	Message text
	Task 2021: Execution for all ConsGrps - Test
	ConsGrp SG1000: 0 warnings and 0 errors
	ConsGrp SG2000: 0 warnings and 0 errors
	ConsGrp SG3000: 0 warnings and 0 errors
	ConsGrp SG3100: 0 warnings and 0 errors

Matrix Consolidation



Best Practices and Lessons Learned



Wrap Up



Where to Find More Information

1. Intercompany Matching and Reconciliation

https://help.sap.com/docs/SAP_S4HANA_ON-PREMISE/4ebf1502064b406c964b0911adfb3f01/a8172f85383947bd8538bf778e771874.html

2. Fiori Reports

<https://fioriappslibrary.hana.ondemand.com/sap/>

Search for Fiori App Ids by name

3. Consolidation Process

https://help.sap.com/docs/SAP_S4HANA_ON-PREMISE/4ebf1502064b406c964b0911adfb3f01/a985519225c54d6bb1cd4bf06f65970d.html?locale=en-US&version=2021.latest

4. Key Group Reporting 2021 and 2202 key features

<https://blogs.sap.com/2022/10/17/sap-s-4hana-finance-for-group-reporting-2022-is-general>

5. Key Group Reporting 1909 and 2020 key features

<https://blogs.sap.com/2020/10/07/sap-s-4hana-finance-for-group-reporting-2020-release-is-generally-available>

6. SAP Note 2659672 - FAQ About SAP S/4HANA Finance for Group Reporting (On Premise)

7. SAP Note 2659656 - FAQ About SAP S/4HANA Finance for Group Reporting on HANA Cloud

Key Points to Take Home

- GR Data model includes fields from ACDOCA and virtual characteristics for elimination dimension for consolidation unit/profit center/segment
- ACDOCU table stores all consolidation information and forms the basis for consolidated data for actual and plan values
- Drill through capabilities from ACDOCU to source system only possible for S/4 HANA Company codes, but not for Non-S4 Company codes
- Intercompany Matching and Reconciliation (ICMR) is a key module for streamlining consolidation close. Useful for both local company close and group consolidation close.
- When creating multi-level hierarchy ownership group structure, create separate consolidation groups as flat list of consolidation units. Use Manage Group Structure App.
- Matrix consolidation may require enabling profit center and segment fields in IMG. Using the Manage Global Accounting Hierarchies App, create hierarchies for consolidation unit, consolidation profit center, or consolidation segment for executing reports

Thank you! Any Questions?

Orpheus Birch

info@erpfixers.com

www.erpfixers.com

Obirch@Obconsultech.com

LinkedIn

<https://www.linkedin.com/in/orpheus-birch-cpa-cga-31b417/>

Please remember to complete
your session evaluation.



SAPinsider.org

PO Box 982Hampstead, NH 03841
Copyright © 2023 Wellesley Information Services.
All rights reserved.

SAP and other SAP products and services mentioned herein as well as their respective logos are trademarks or registered trademarks of SAP SE (or an SAP affiliate company) in Germany and other countries. All other product and service names mentioned are the trademarks of their respective companies. Wellesley Information Services is neither owned nor controlled by SAP SE.

SAPinsider comprises the largest and fastest growing SAP membership group worldwide, with more than 600,000 members across 205 countries.
